

FROM TREE TO TRACK

THE CROSSTIE PRODUCTION PROCESS

Crosstie production is a complex and time-consuming process. Though they are the backbone of our railroads, crossties and the extraordinary performance they deliver are often taken for granted. Inside is a detailed explanation of just what all goes into producing one of the most enduring products in the railroad industry -- the treated wood crosstie.



SEEDLING TO MATURE TREE

35-45 years average growing time.

*Dependent upon species, growing conditions, geographic location.
The vast majority of logged forests are 2nd or 3rd growth timber.*



RAW MATERIAL PHASE

SEEDLING TO MATURE TREE

35-45 years average growing time.

*Dependent upon species, growing conditions, geographic location.
The vast majority of logged forests are 2nd or 3rd growth timber.*

HARVEST

then Replanting/Regeneration.

*Generally the harvesting method determines what species regenerate.
Current regrowth of timber exceeds the rate of harvest by as much as 300%.*



RAW MATERIAL PHASE

SEEDLING TO MATURE TREE

35-45 years average growing time.

*Dependent upon species, growing conditions, geographic location.
The vast majority of logged forests are 2nd or 3rd growth timber.*

HARVEST

then Replanting/Regeneration.

*Generally the harvesting method determines what species regenerate.
Current regrowth of timber exceeds the rate of harvest by as much as 300%.*

TRANSPORTATION PHASE I

To sawmill or to logger or sawmill off-site
yard inventory depending on conditions.



RAW MATERIAL PHASE

SEEDLING TO MATURE TREE

35-45 years average growing time.

*Dependent upon species, growing conditions, geographic location.
The vast majority of logged forests are 2nd or 3rd growth timber.*

HARVEST

then Replanting/Regeneration.

*Generally the harvesting method determines what species regenerate.
Current regrowth of timber exceeds the rate of harvest by as much as 300%.*

TRANSPORTATION PHASE I

To sawmill or to logger or sawmill off-site
yard inventory depending on conditions.

INSPECTION PHASE I

Logs sorted by species and grade
as they arrive at sawmill.



RAW MATERIAL PHASE

SEEDLING TO MATURE TREE

35-45 years average growing time.

*Dependent upon species, growing conditions, geographic location.
The vast majority of logged forests are 2nd or 3rd growth timber.*

HARVEST

then Replanting/Regeneration.

*Generally the harvesting method determines what species regenerate.
Current regrowth of timber exceeds the rate of harvest by as much as 300%.*

TRANSPORTATION PHASE I

To sawmill or to logger or sawmill off-site
yard inventory depending on conditions.

INSPECTION PHASE I

Logs sorted by species and grade
as they arrive at sawmill.

INVENTORY PHASE I

As logs at the sawmill up to 4 months.

RAW MATERIAL PHASE



PROCESSING PHASE I

Logs sawn into rough products.

The logs can be sawn into a variety of end products that may or may not yield a tie depending on market product pricing.



RAW MATERIAL PHASE

PROCESSING PHASE I

Logs sawn into rough products.

The logs can be sawn into a variety of end products that may or may not yield a tie depending on market product pricing.

INSPECTION PHASE II

This is where the sawyer determines what products to cut from log.

Other Log Products

Pallet lumber, grade lumber of varying thicknesses that yields flooring, furniture blocks/lumber, cabinet lumber, moulding/millwork stock.

Center of Log Products

Ties, pallet cants, lumber, industrial timbers.



RAW MATERIAL PHASE

PROCESSING PHASE I

Logs sawn into rough products.

The logs can be sawn into a variety of end products that may or may not yield a tie depending on market product pricing.

INSPECTION PHASE II

This is where the sawyer determines what products to cut from log.

Other Log Products

Pallet lumber, grade lumber of varying thicknesses that yields flooring, furniture blocks/lumber, cabinet lumber, moulding/millwork stock.

Center of Log Products

Ties, pallet cants, lumber, industrial timbers.

INSPECTION PHASE III

This is where an inspector determines where the rough product stands in the grade. This is where the first opportunity for degrade or fall-down occurs after sawing.

GRADE TIES -7x9, 7x8, 6x8, of either 8½ or 9 feet in length.

INDUSTRIAL TIES not meeting grade, but serviceable.


LANDSCAPE TIES not serviceable ties (cull).

RAW MATERIAL PHASE



INVENTORY PHASE II

Material can remain in inventory for several weeks.



UNTREATED TIE PHASE


INVENTORY PHASE II

Material can remain in inventory for several weeks.

TRANSPORTATION PHASE II

Directly to treating plant. OR To concentration yard.

Railroad or independent contractor owned for days to months depending on the services being provided at the yard---stacking, drying, etc.



UNTREATED TIE PHASE

INVENTORY PHASE II


Material can remain in inventory for several weeks.

TRANSPORTATION PHASE II

*Directly to treating plant. OR To concentration yard.
Railroad or independent contractor owned for days to months depending on the services being provided at the yard---stacking, drying, etc.*

INSPECTION PHASE IV

Inspection prior to payment for untreated ties.
Degrade or fall-down can occur at this point as well.



If ties are held by an independent contractor for partial processing, such as sorting by grade, end plating or trimming, this would occur prior to Transportation Phase II to treating plant and inspection phase IV at treating plant.

Transportation Phase II to Treating Plant also Inspection Phase IV when ties arrive at treating plant.

UNTREATED TIE PHASE

PROCESSING PHASE II

Begins with precision double-end-trimming, incising, end-plating, boring for pre-plating kerfing and branding of ties.

UNTREATED TIE PHASE

PROCESSING PHASE II

Begins with precision double-end-trimming, incising, end-plating, boring for pre-plating kerfing and branding of ties.



UNTREATED TIE PHASE

PROCESSING PHASE II

*Begins with precision double-end-trimming, incising, end-plating, boring
for pre-plating kerfing and branding of ties.*



Stack for air drying

**Mixed hardwood species 4-8 months
Oaks 8-12 months**

UNTREATED TIE PHASE

PROCESSING PHASE II

*Begins with precision double-end-trimming, incising, end-plating, boring
for pre-plating kerfing and branding of ties.*



Stack for air drying

**Mixed hardwood species 4-8 months
Oaks 8-12 months**



UNTREATED TIE PHASE

PROCESSING PHASE II

Begins with precision double-end-trimming, incising, end-plating, boring for pre-plating kerfing and branding of ties.



Stack for air drying

Mixed hardwood species 4-8 months
Oaks 8-12 months



PROCESSING PHASE III - INSPECTION PHASE V

Air dried ties are inspected and packaged for treatment.

UNTREATED TIE PHASE

PROCESSING PHASE II

Begins with precision double-end-trimming, incising, end-plating, boring for pre-plating kerfing and branding of ties.



Pre-Treatment

(if specified)

Borate Diffusion
Requires 2-6 weeks
in storage

Stack for air drying

Mixed hardwood species 4-8 months
Oaks 8-12 months



If pretreatment is specified, ties must still be air-dried for 4-12 months depending on species and location.

PROCESSING PHASE III - INSPECTION PHASE V

Air dried ties are inspected and packaged for treatment.

UNTREATED TIE PHASE

PROCESSING PHASE II

Begins with precision double-end-trimming, incising, end-plating, boring for pre-plating kerfing and branding of ties.



Pre-Treatment

(if specified)

Borate Diffusion
Requires 2-6 weeks
in storage



Stack for air drying

Mixed hardwood species 4-8 months
Oaks 8-12 months



If pretreatment is specified, ties must still be air-dried for 4-12 months depending on species and location.



PROCESSING PHASE III - INSPECTION PHASE V

Air dried ties are inspected and packaged for treatment.

UNTREATED TIE PHASE

PROCESSING PHASE II

Begins with precision double-end-trimming, incising, end-plating, boring for pre-plating kerfing and branding of ties.



Pre-Treatment
(if specified)
Borate Diffusion
Requires 2-6 weeks
in storage

Stack for air drying
Mixed hardwood species 4-8 months
Oaks 8-12 months

Package for Boultonizing*
Up to 1 month

* Boultonizing is an in-cylinder rapid drying / treatment process that allows that allows green ties to be creosote treated without air drying storage time.



If pretreatment is specified, ties must still be air-dried for 4-12 months depending on species and location.

In some circumstances ties that have been stacked for air-dry for as much as 2 months will be Boultonized.



PROCESSING PHASE III - INSPECTION PHASE V

Air dried ties are inspected and packaged for treatment.

UNTREATED TIE PHASE



PROCESSING PHASE IV

PRESERVATIVE (Creosote) PRESSURE TREATING OCCURS

8-hour to 36-hour cycles depending on which treating process is employed and the capabilities of the treating plant. The treating specifications of American Wood-Preservers' Association (AWPA) and American Railway Engineering and Maintenance -of-Way Association (AREMA), or customer / end user will be followed.

Preservative delivery to treating plant must occur in timely scheduled manner for this processing phase to occur efficiently.

TREATED TIE PHASE



PROCESSING PHASE IV

PRESERVATIVE (Creosote) PRESSURE TREATING OCCURS

8-hour to 36-hour cycles depending on which treating process is employed and the capabilities of the treating plant. The treating specifications of American Wood-Preservers' Association (AWPA) and American Railway Engineering and Maintenance -of-Way Association (AREMA), or customer / end user will be followed.

Preservative delivery to treating plant must occur in timely scheduled manner for this processing phase to occur efficiently.

DRIP PAD

1-4 hours typical to keep drippage within the closed treating process.

TREATED TIE PHASE



PROCESSING PHASE IV

PRESERVATIVE (Creosote) PRESSURE TREATING OCCURS

8-hour to 36-hour cycles depending on which treating process is employed and the capabilities of the treating plant. The treating specifications of American Wood-Preservers' Association (AWPA) and American Railway Engineering and Maintenance -of-Way Association (AREMA), or customer / end user will be followed.

Preservative delivery to treating plant must occur in timely scheduled manner for this processing phase to occur efficiently.

DRIP PAD

1-4 hours typical to keep drippage within the closed treating process.

INSPECTION PHASE VI

Quality Control, Preservative Retention and Penetration.

TREATED TIE PHASE



PROCESSING PHASE IV

PRESERVATIVE (Creosote) PRESSURE TREATING OCCURS

8-hour to 36-hour cycles depending on which treating process is employed and the capabilities of the treating plant. The treating specifications of American Wood-Preservers' Association (AWPA) and American Railway Engineering and Maintenance -of-Way Association (AREMA), or customer / end user will be followed.

Preservative delivery to treating plant must occur in timely scheduled manner for this processing phase to occur efficiently.

DRIP PAD

1-4 hours typical to keep drippage within the closed treating process.

INSPECTION PHASE VI

Quality Control, Preservative Retention and Penetration.

INSPECTION PHASE VII

Customer and/or plant personnel provide one additional inspection prior to transportation.

TREATED TIE PHASE



INVENTORY PHASE III

Up to 12 months - customer driven. Note: If held for more than one month, an additional inspection is required prior to shipment.

or

TRANSPORTATION PHASE III

By either rail or truck to installation site.

During this transportation phase there may be an additional inventory phase either in cars or holding yards depending upon installation requirements.

TREATED TIE PHASE



INVENTORY PHASE III

Up to 12 months- customer driven. Note: If held for more than one month, an additional inspection is required prior to shipment.

OR

TRANSPORTATION PHASE III

By either rail or truck to installation site.

During this transportation phase there may be an additional inventory phase either in cars or holding yards depending upon installation requirements.

SITE DELIVERY AND UNLOADING

To Class 1 railroads, short line railroads, regional railroads, contractors, industrial and/or government customers.

TREATED TIE PHASE



INVENTORY PHASE III

Up to 12 months- customer driven. Note: If held for more than one month, an additional inspection is required prior to shipment.

OR

TRANSPORTATION PHASE III

By either rail or truck to installation site.

During this transportation phase there may be an additional inventory phase either in cars or holding yards depending upon installation requirements.

SITE DELIVERY AND UNLOADING

To Class 1 railroads, short line railroads, regional railroads, contractors, industrial and/or government customers.

INSTALLATION IN TRACK

By mechanized tie gangs or mechanized installation crew.

TREATED TIE PHASE



INVENTORY PHASE III

Up to 12 months- customer driven. Note: If held for more than one month, an additional inspection is required prior to shipment.

OR

TRANSPORTATION PHASE III

By either rail or truck to installation site.

During this transportation phase there may be an additional inventory phase either in cars or holding yards depending upon installation requirements.

SITE DELIVERY AND UNLOADING

To Class 1 railroads, short line railroads, regional railroads, contractors, industrial and/or government customers.

INSTALLATION IN TRACK

By mechanized tie gangs or mechanized installation crew.

IN TRACK SERVICE FOR 30-35 YEARS AVERAGE


TREATED TIE PHASE



REUSE-OR-RECYCLE-OR-DISPOSAL PHASE


When a crosstie reaches the end of service in Class 1 rail line, its usefulness can be extended as a relay tie in short line or regional railroads, as a landscape or fence timber, as fuel in a co-generation or bio-mass fuel recovery operation, or as material to be reconstituted into another product. Ultimately, all ties are properly disposed of.

USED TIE PHASE



USED TIE PHASE

Relay tie




USED TIE PHASE

Landscape tie or fence post

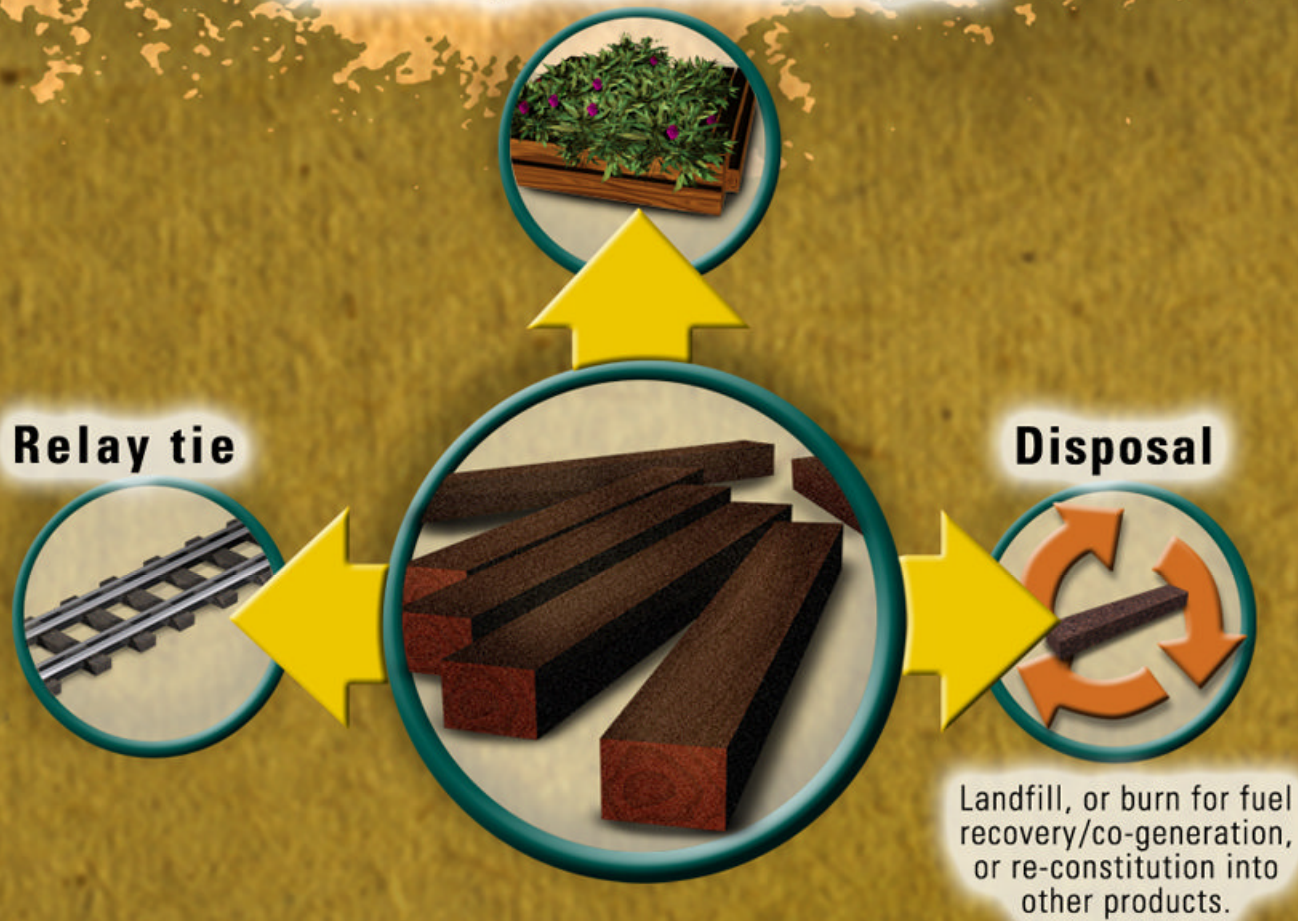


Relay tie



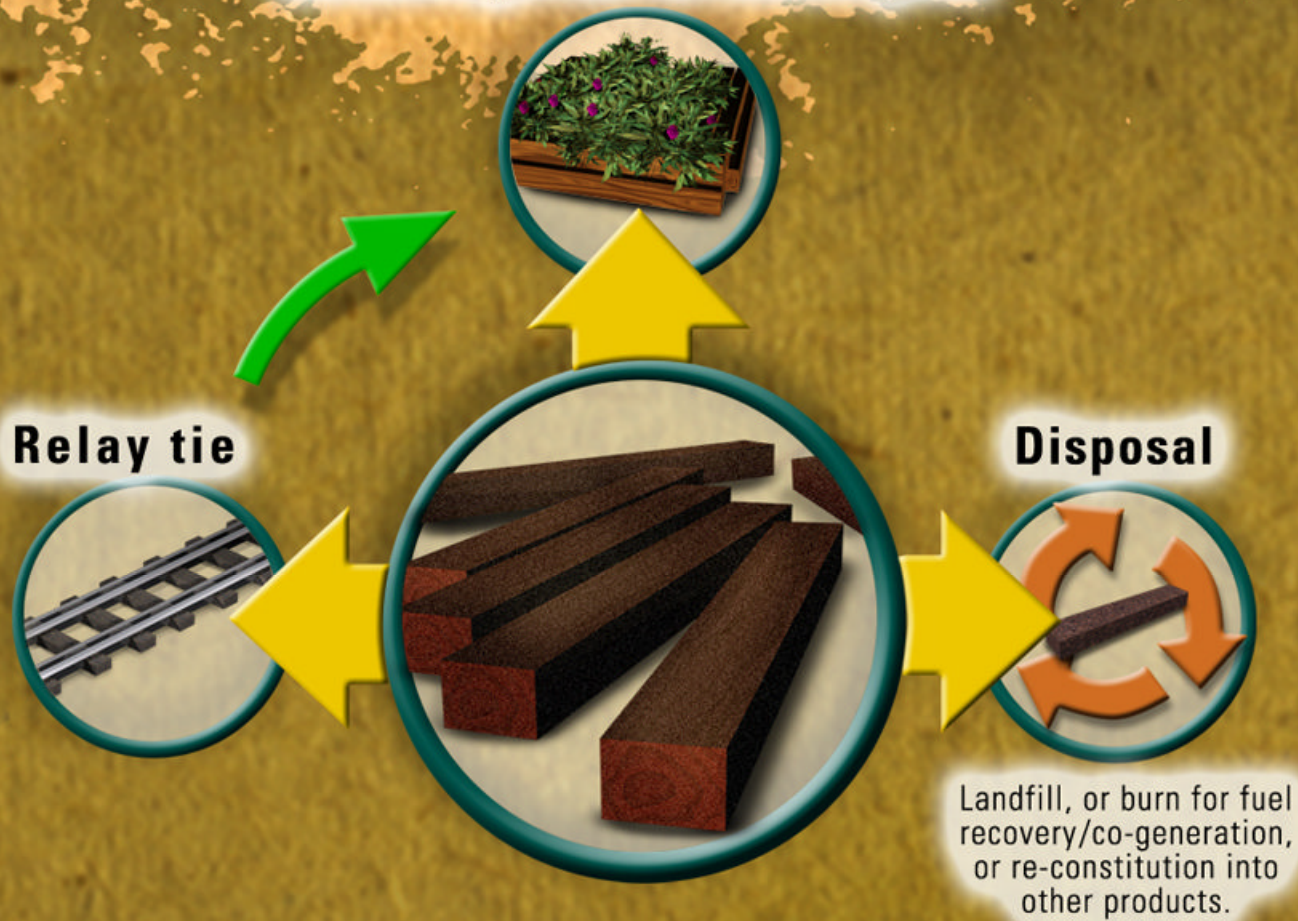
USED TIE PHASE

Landscape tie or fence post



USED TIE PHASE

Landscape tie or fence post



USED TIE PHASE

Landscape tie or fence post



USED TIE PHASE

Landscape tie or fence post



USED TIE PHASE



The Railway Tie Association
115 Commerce Drive, Suite C
Fayetteville, GA 30214
770.460.5553
www.rta.org